
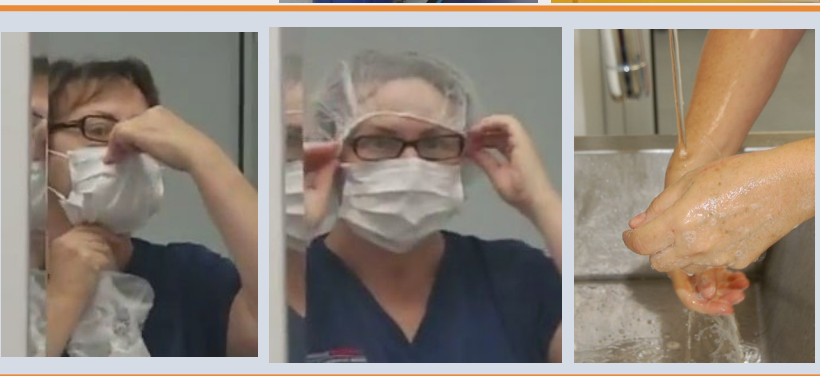



<p><b>Before entering anteroom</b></p>	<ol style="list-style-type: none"> <li>1. Change into scrubs and facility-dedicated shoes</li> <li>2. Use restroom; remove make-up, jewelry, and extra clothing; tie up hair</li> <li>3. Clean personal glasses with EPA-registered one-step bactericidal disinfectant cleaner wipe for frames and lens cleaner for lenses; enter the anteroom.</li> </ol>	
<p><b>Dirty side anteroom</b></p>	<ol style="list-style-type: none"> <li>4. Don a face mask with folds down on outside, bend nose bar, pull down under chin; no gaps; beard cover over mask if goatee</li> <li>5. Don head cover (bouffant cap) over ears <i>and</i> a hood if full beard, hijab, or other headdress or if hair not contained in bouffant; if goatee-type beard, beard cover over face mask</li> <li>6. Perform hand hygiene, including a 30-second lather to the elbows, after using nail pick on wet, lathered hands</li> </ol>	
<p><b>Clean side anteroom</b></p>	<ol style="list-style-type: none"> <li>7. Don shoe covers one at a time, stepping over LOD entering clean side of anteroom</li> <li>8. Apply alcohol-based hand rub to nails, hands, and wrists</li> <li>9. Don gown (do not put thumb loops in place)</li> <li>10. Enter the buffer room</li> </ol>	
<p><b>ISO 7 buffer room</b></p>	<ol style="list-style-type: none"> <li>11. Obtain sterile gloves; remove from outer package at empty, clean counter surface</li> <li>12. Apply alcohol-based hand rub to nails, hands, and wrists</li> <li>13. When dry, put thumb loops in place and don sterile gloves</li> <li>14. Sanitize gloves with sterile IPA (unless initial GFT scheduled)</li> </ol>	